



# Workers Compensation Coverage Verification Mobile App

---

*CREATED: 12/10/2014*

# Workers Compensation Coverage Verification Mobile App

## Overview


This document provides instructions for gaining access to the Workers Compensation Coverage Verification mobile app through the Apple Store for iPhones and iPads and through the Google Play Store for Androids.

NCCI provides coverage verification for 32 jurisdictions. The data provided through the app is a subset of the Proof of Coverage data provided to the jurisdictions. The 32 jurisdictions are:

Alabama	Idaho	Mississippi	South Carolina
Alaska	Illinois	Missouri	South Dakota
Arizona	Indiana	Montana	Tennessee
Arkansas	Iowa	Nevada	Texas
Colorado	Kansas	New Hampshire	Utah
Connecticut	Louisiana	New Mexico	Vermont
District of Columbia	Maine	Oklahoma	Virginia
Georgia	Maryland	Rhode Island	West Virginia

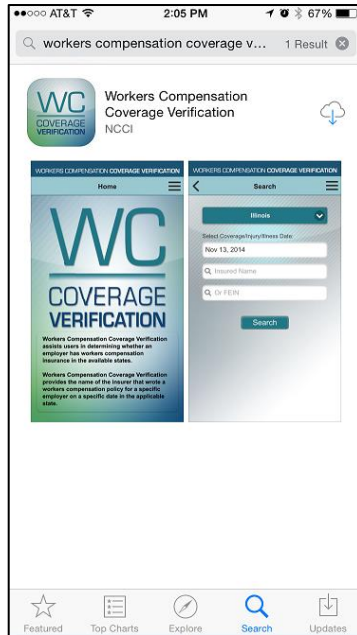
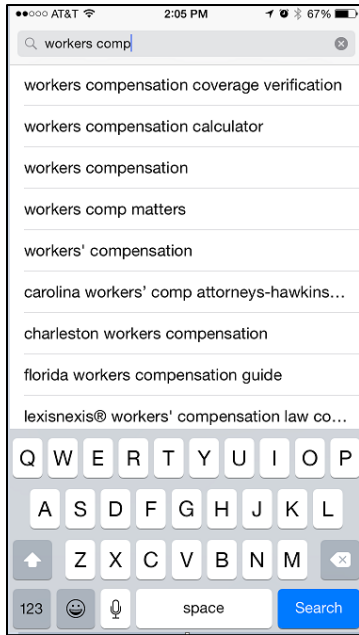
## Instructions

Go to the Apple Store on your iPhone/iPad or the Google Play Store on your Android:



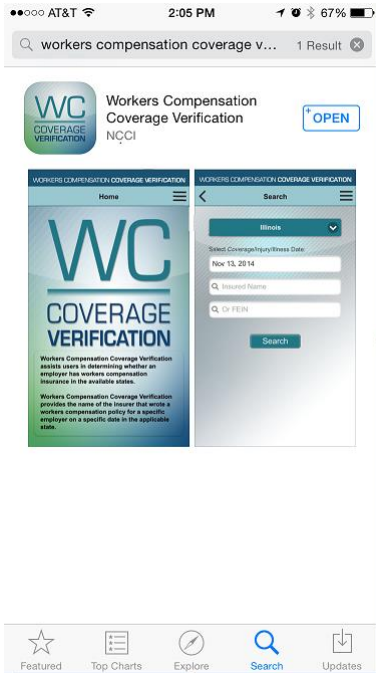
# Workers Compensation Coverage Verification Mobile App

Search for “Workers Comp”, “Workers Compensation Coverage”, “Workers Compensation Coverage Verification”, “Workers Compensation”, “CVS”, “Proof of Coverage”, or “NCCI”




Open the App:

Apple :

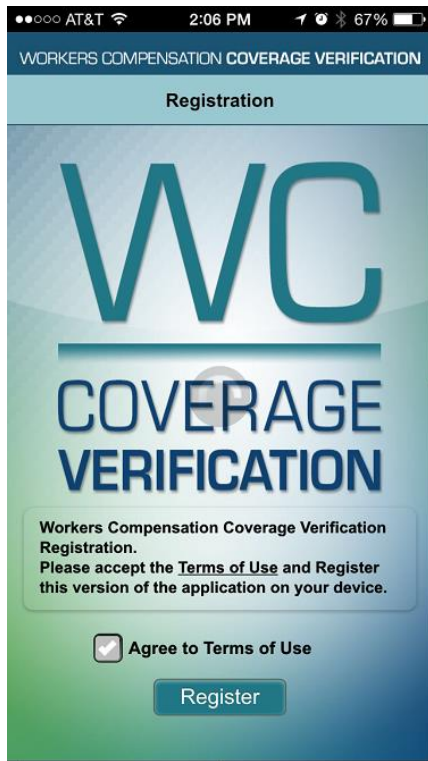


Android:

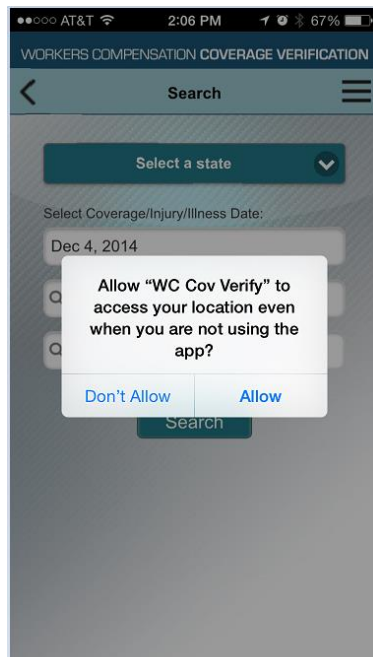


## Workers Compensation Coverage Verification Mobile App

Agree to the Terms of Use by checking box and clicking on the “Register” button – the “registration” process will capture your device identification:



Geolocation is available so message will appear to “Allow” or “Don’t Allow” that feature. If you allow, the service will automatically take you to the state you are currently in (as long as it is one of the states we provide the service in).



# Workers Compensation Coverage Verification Mobile App

## Search Screen:

### Select A State:

Allows the user to pick one of the 32 states available (see Overview for listing).


### Date field:

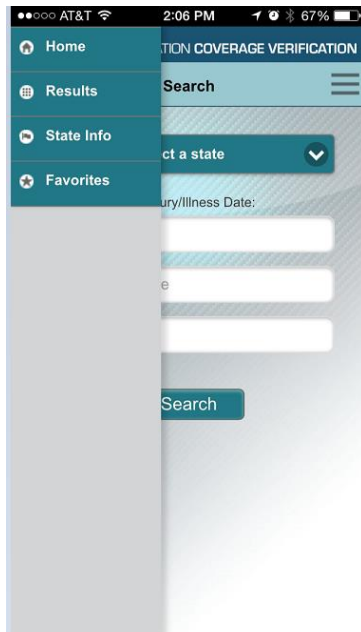
Will default to current date but user can change the date using the date selection wheel.

### Insured Name or FEIN:

Enter either name of Insured/Employer or Federal Employer Identification Number (FEIN).

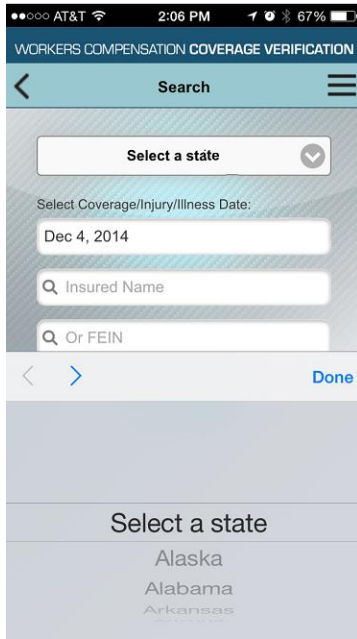


The Menu button  will provide access to the Home Screen, Results (previous results page), the State Info Screen (which provides a listing of all 32 state workers compensation websites) and the Favorites Screen (will store the latest 5 favorite search criteria and results).

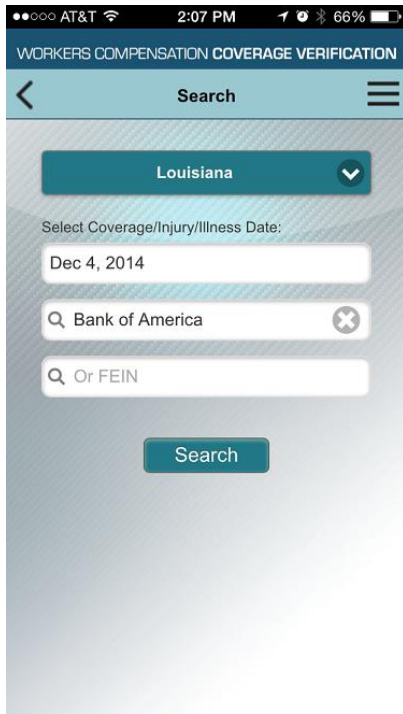


# Workers Compensation Coverage Verification Mobile App

Pick a State:

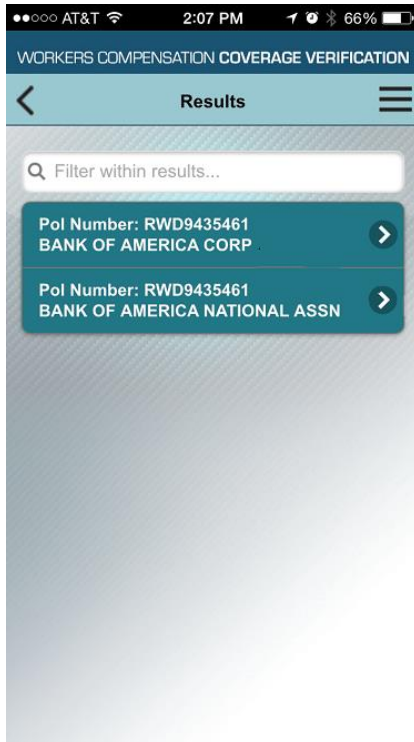


Pick a Date & Name (or FEIN):

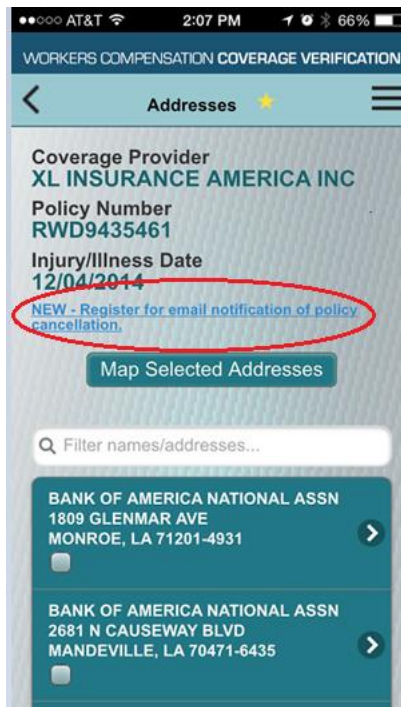


## Workers Compensation Coverage Verification Mobile App

From Results click on one of the Policies (may be duplicated based on names reported on the policy):



Coverage Provider, Policy Number and Date of Search will be displayed along with all employer names and locations. Some states (as shown) will have an additional link to either set up email notifications in the event a cancellation is reported for particular policy or to provide additional claim information.

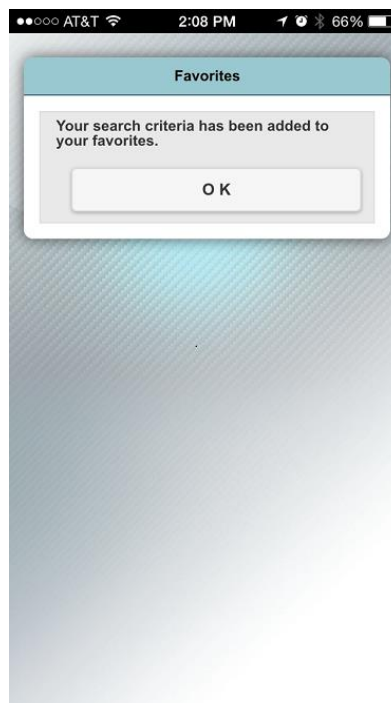
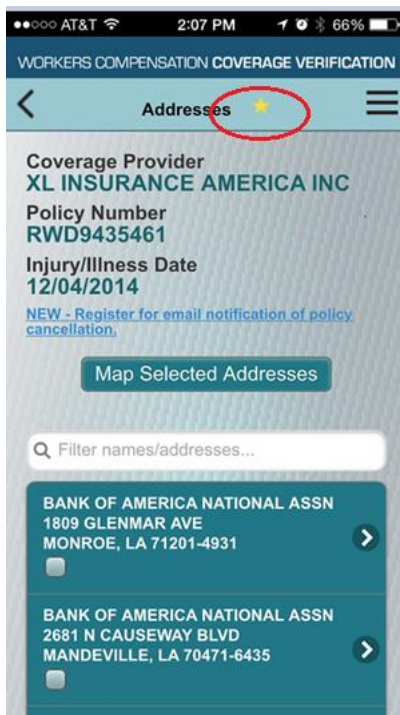


# Workers Compensation Coverage Verification Mobile App

Click on any address (or check boxes for multiple addresses) to Map (via Google Maps) the address.



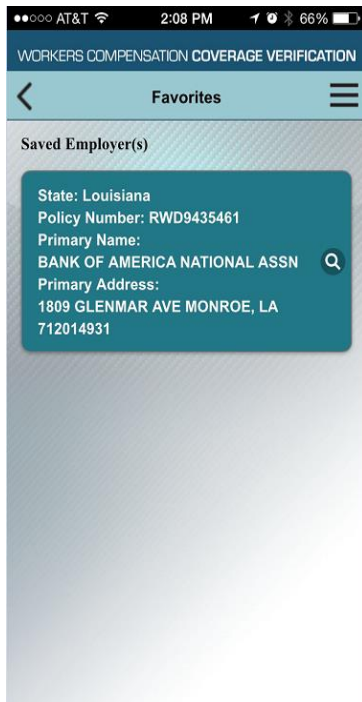
Click on the Star on the Addresses screen to save the results to your Favorites.





# Workers Compensation Coverage Verification Mobile App

Favorites Screen with saved results:



The State Info screen (from the Menu) provides a listing of all 32 state Workers Compensation websites.

