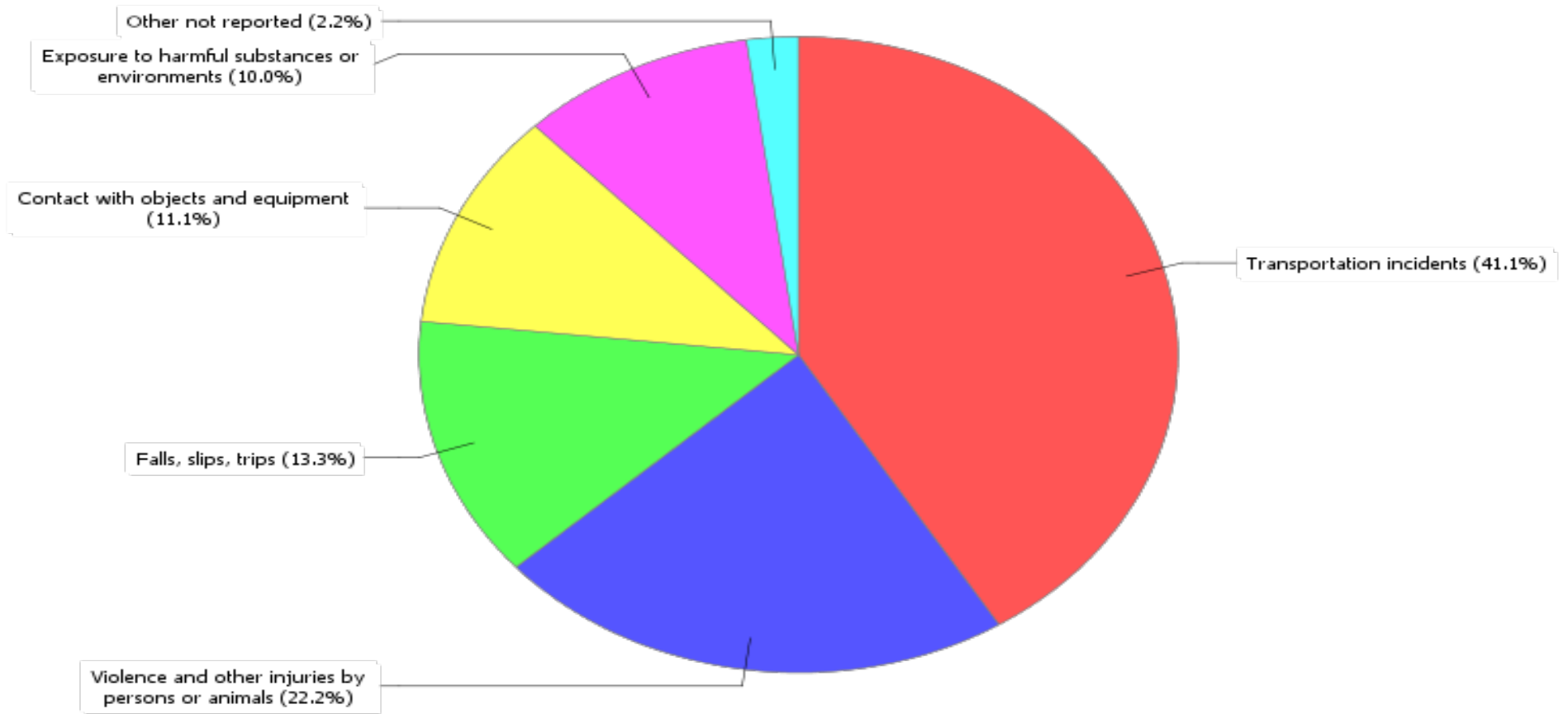


Workplace fatal injuries by event or exposure, all ownerships, Arizona, 2017 (90 total fatal injuries)

Characteristics	Value
Fires and explosions	-
Transportation incidents	37
Violence and other injuries by persons or animals	20
Falls, slips, trips	12
Contact with objects and equipment	10
Exposure to harmful substances or environments	9
Other not reported	2

Workplace fatal injuries by event or exposure, all ownerships, Arizona, 2017 (90 total fatal injuries)

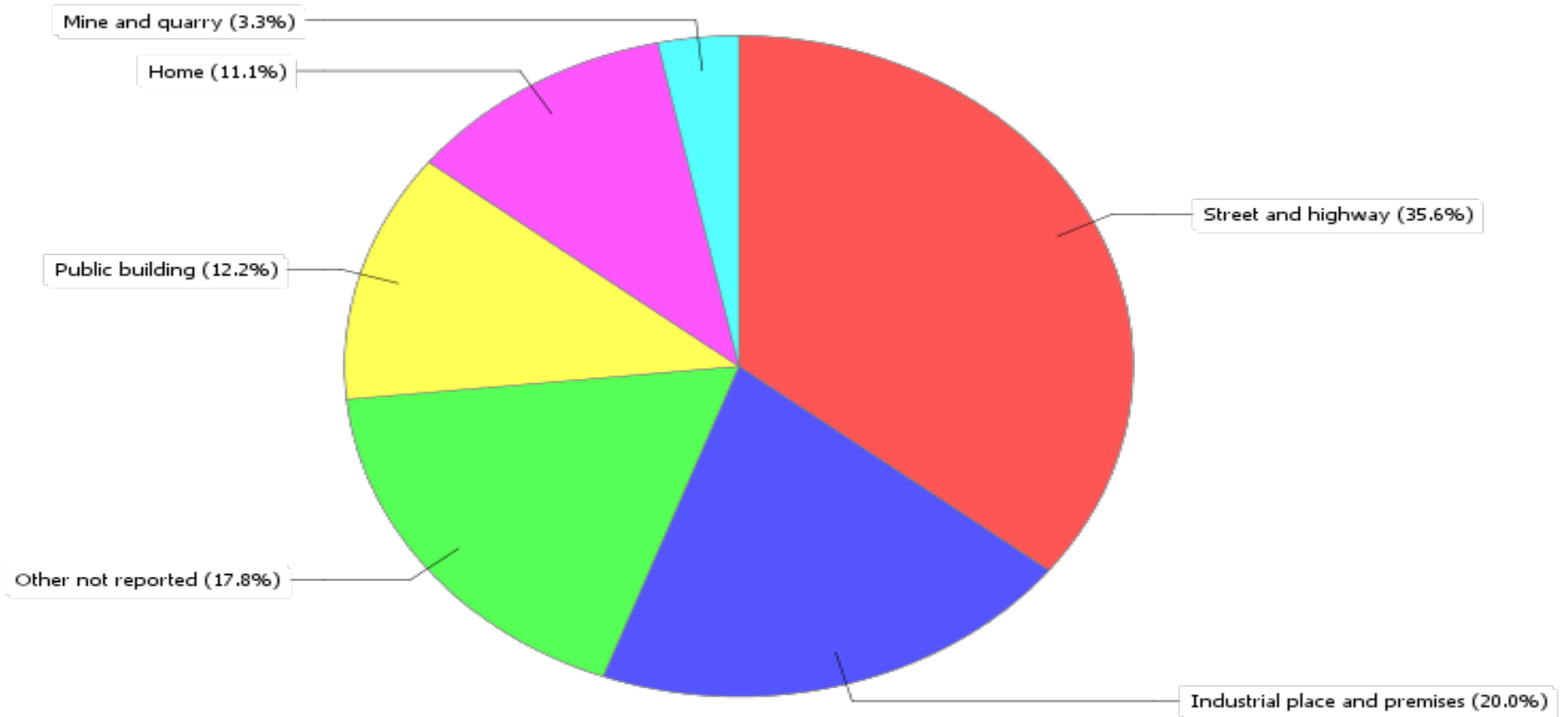


[SOURCE : U.S. Bureau of Labor Statistics, U.S. Department of Labor, 2018]

Fatal work injuries by location, all ownerships, Arizona, 2017 (90 total fatal injuries)

Characteristics	Value
Farm	-
Place for recreation and sport	-
Residential institution	-
Street and highway	32
Industrial place and premises	18
Other not reported	16
Public building	11
Home	10
Mine and quarry	3

Fatal work injuries by location, all ownerships, Arizona, 2017 (90 total fatal injuries)

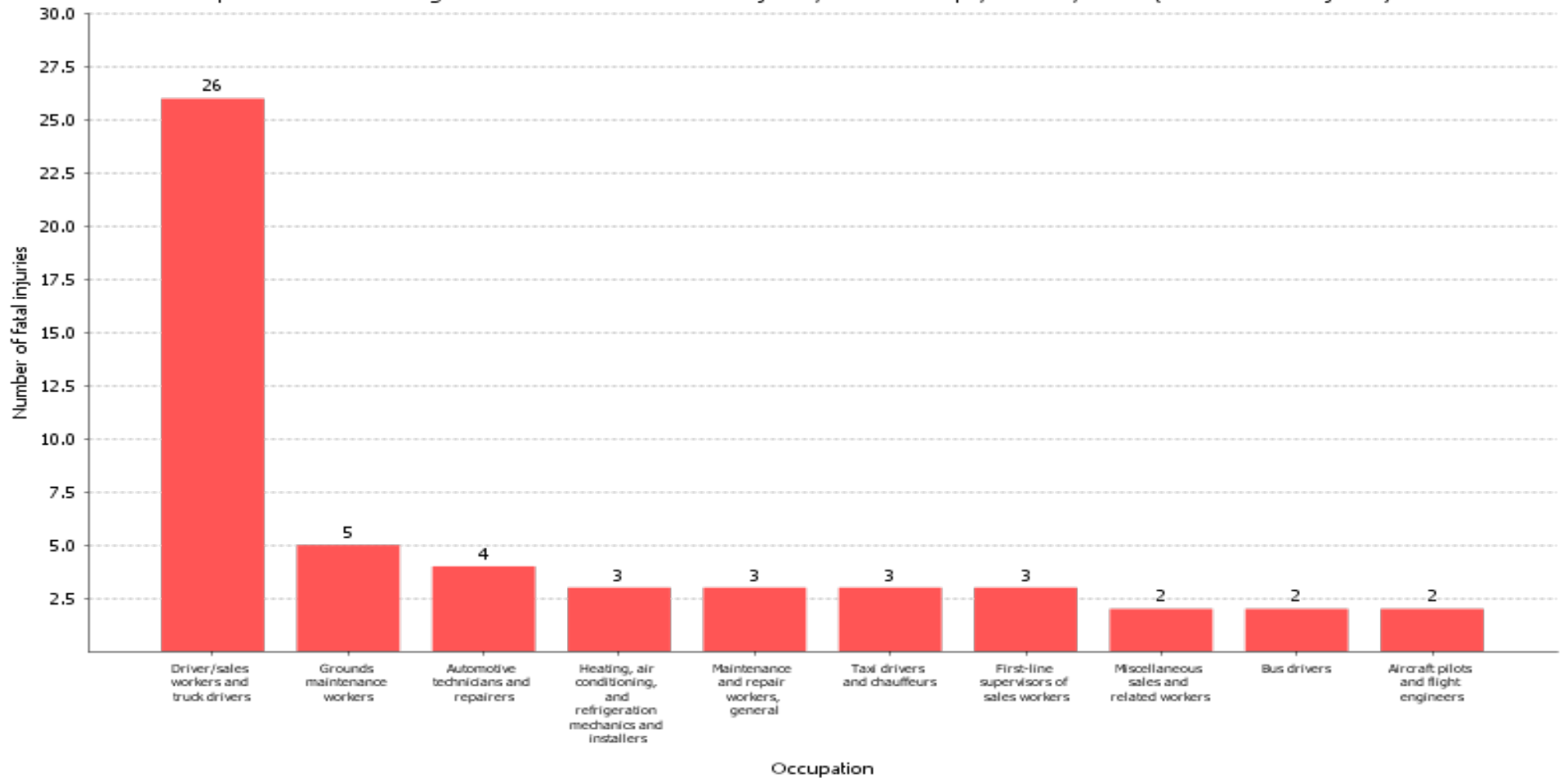


[SOURCE : U.S. Bureau of Labor Statistics, U.S. Department of Labor, 2018]

Occupations with the largest number of worker fatal injuries, all ownerships, Arizona, 2017 (90 total fatal injuries)

Characteristics	Value
Driver/sales workers and truck drivers	26
Grounds maintenance workers	5
Automotive technicians and repairers	4
Heating, air conditioning, and refrigeration mechanics and installers	3
Maintenance and repair workers, general	3
Taxi drivers and chauffeurs	3
First-line supervisors of sales workers	3
Miscellaneous sales and related workers	2
Bus drivers	2
Aircraft pilots and flight engineers	2

Occupations with the largest number of worker fatal injuries, all ownerships, Arizona, 2017 (90 total fatal injuries)



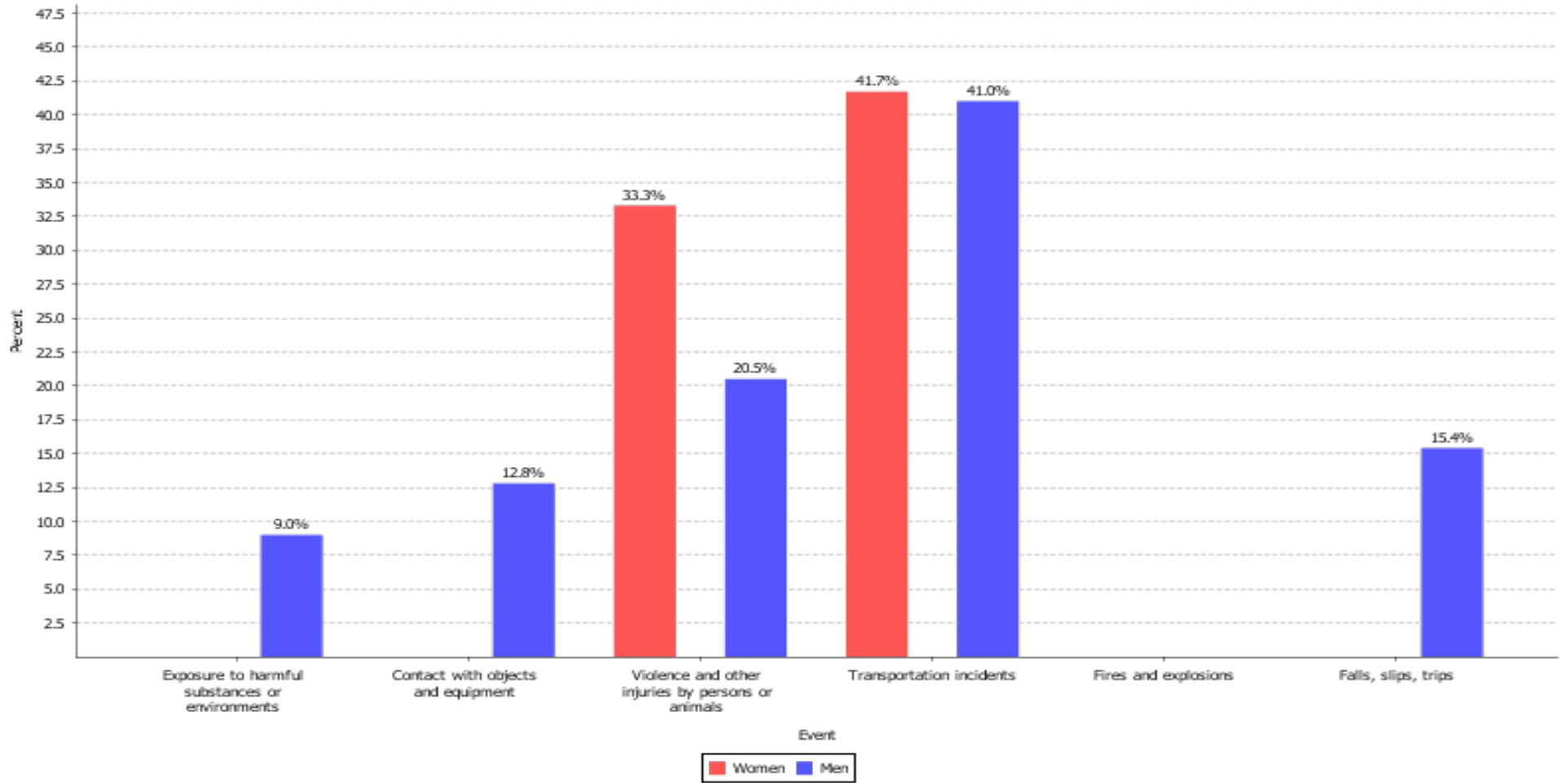
[SOURCE : U.S. Bureau of Labor Statistics, U.S. Department of Labor, 2018]

Fatal work injuries varied between men and women, all ownerships, Arizona, 2017 (78 men, 12 women)

Characteristics	Men	Women
Exposure to harmful substances or environments	7	-
Contact with objects and equipment	10	-
Violence and other injuries by persons or animals	16	4
Transportation incidents	32	5
Fires and explosions	-	-
Falls, slips, trips	12	-

Fatal work injuries varied between men and women, all ownerships, Arizona, 2017 (78 men, 12 women)

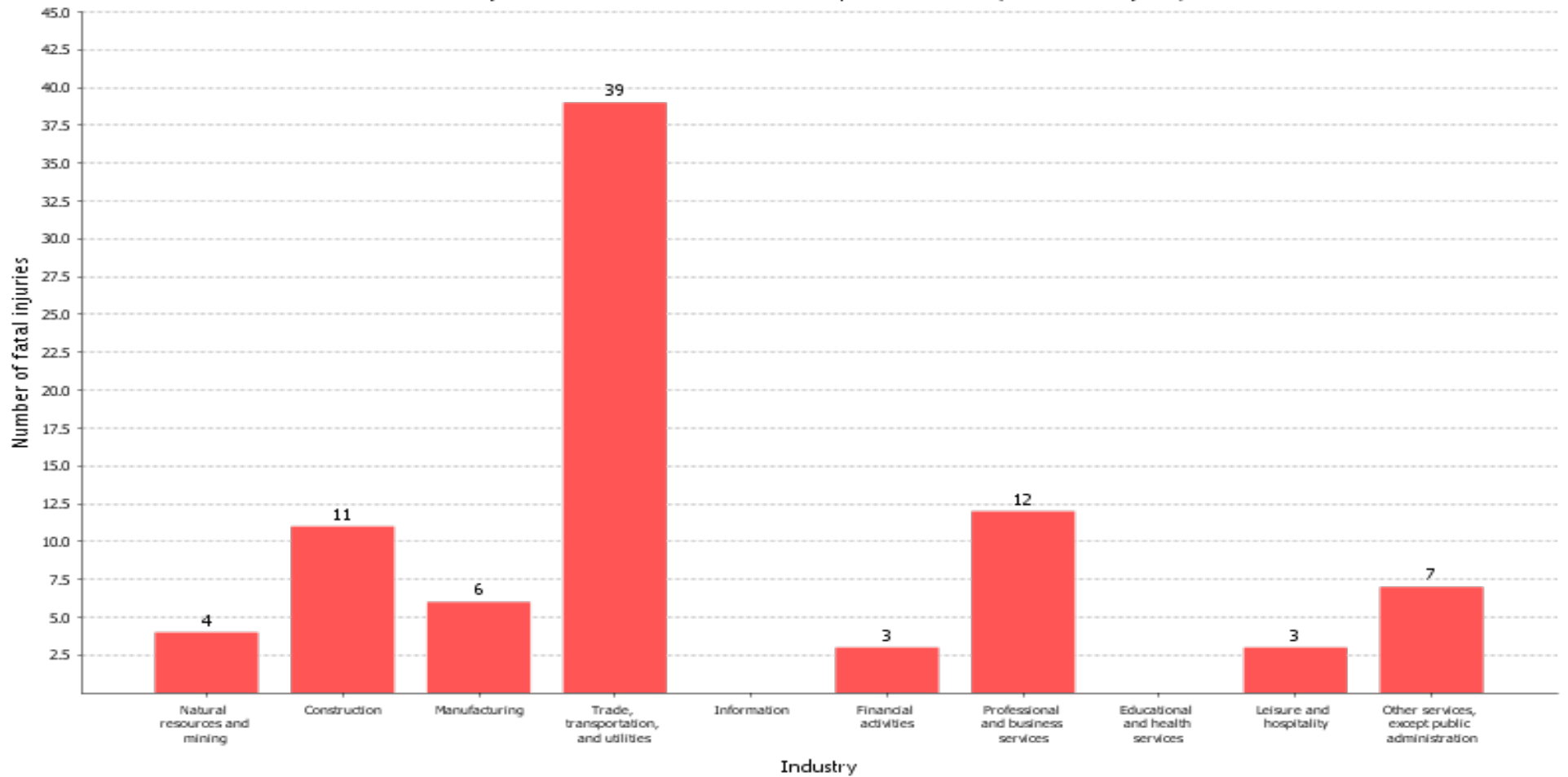
[SOURCE : U.S. Bureau of Labor Statistics, U.S. Department of Labor, 2018]



Fatal work injuries in selected industries, all ownerships, Arizona, 2017 (90 total fatal injuries)

Characteristics	Value
Natural resources and mining	4
Construction	11
Manufacturing	6
Trade, transportation, and utilities	39
Information	-
Financial activities	3
Professional and business services	12
Educational and health services	-
Leisure and hospitality	3
Other services, except public administration	7

Fatal work injuries in selected industries, all ownerships, Arizona, 2017 (90 total fatal injuries)



[SOURCE : U.S. Bureau of Labor Statistics, U.S. Department of Labor, 2018]